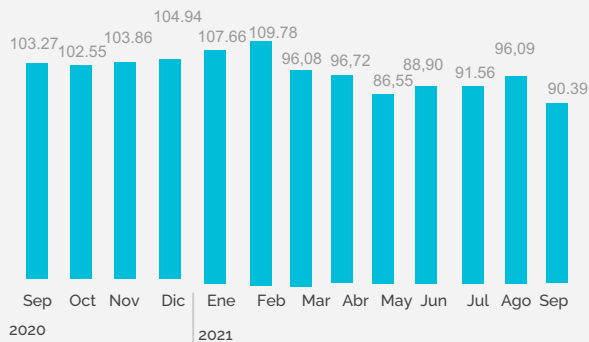


Informe Mensual FICs Categorizados



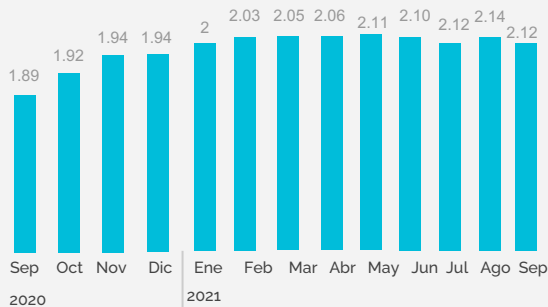
Activos Bajo Administración

| Total (MM) | VAR (1M) | VAR (1Y) |
|----------------------|---------------|----------------|
| COL \$ 90,39 | -5,93% | -12,48% |
| USD \$ 23.570 | | |



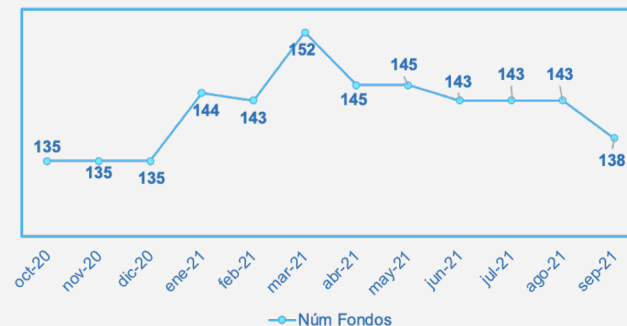
Inversionistas

| Total | VAR (1M) | VAR (1Y) |
|-------------------------|---------------|---------------|
| 2.12 Millones | -0,79% | 12,35% |









Fondos

| Total | Renta Fija | Accionarios |
|-----------------------|---------------------|---------------------|
| 138* Fondos | 67 Fondos | 14 Fondos |



*Disminución por fondos descategorizados

Activos Bajo Administración

| | | Total (MM) | Var 1M | Var 1Y |
|---------------|--|-----------------|---------------|----------------|
| Renta Fija |  57,25% | \$51.747 | -12,81% | -24,01% |
| Otros |  26,55% | \$23.996 | 7,53% | 2,27% |
| Bursátiles |  9,06% | \$8.192 | 2,43% | 17,06% |
| Inmobiliarios |  5,07% | \$4.581 | 0,30% | 27,89% |
| Accionarios |  1,28% | \$ 1.153 | -17,06% | 57,18% |
| Balanceados |  0,79% | \$717 | -4,23% | 81,58% |
| TOTAL | 100% | \$90.387 | -6,21% | -12,48% |

Inversionistas

| Total (N°) | Var 1M | Var 1Y |
|------------------|---------------|---------------|
| 1.694.000 | -6,76% | 5,52% |
| 388.434 | 37,99% | 52,74% |
| 1.550 | 1,11% | -12,33% |
| 8.844 | 0,58% | 109,03% |
| 17.891 | -13,01% | 16,97% |
| 15.328 | -2,60% | 34,80% |
| 1.694.000 | -0,88% | 12,35% |

Fondos

| Total (N°) | Var 1M | Var 1Y |
|------------|-----------|-----------|
| 67 | -4 | -4 |
| 38 | 0 | -1 |
| 2 | 0 | 0 |
| 9 | 1 | 4 |
| 14 | -1 | -1 |
| 8 | -1 | -2 |
| 138 | -5 | -4 |

Cifras por Administradora | Septiembre 2021

| | Activos Bajo Administración | | | Inversionistas | | |
|-----------------------------|-----------------------------|---------|---------|----------------|---------|---------|
| | Total (MM) | Var 1M | Var 1Y | Total (Nº) | Var 1M | Var 1Y |
| Fiduciaria Bancolombia S.A. | \$17.261 | -2,48% | -18,09% | 1.105.629 | -1,08% | 1,29% |
| Alianza Fiduciaria | \$9.856 | -4,45% | 13,15% | 253.107 | 2,30% | 33,63% |
| Fiduciaria Bogotá | \$ 7.925 | -0,39% | -14,56% | 121.818 | 1,84% | 14,67% |
| Black Rock | \$7.350 | 2,72% | 18,01% | 1.374 | 1,70% | -18,07% |
| Fiduciaria Davivienda | \$6.486 | 0,25% | -6,61% | 173.923 | -0,11% | 14,60% |
| Valores Bancolombia S. A. | \$6.292 | -5,91% | -5,34% | 56.005 | -0,18% | 11,94% |
| Corredores Davivienda | \$5.694 | -6,76% | -16,69% | 34.976 | -0,16% | 15,07% |
| Credicorp Capital | \$5.477 | -32,73% | -40,60% | 13.493 | -56,03% | -60,53% |
| BBVA Fiduciaria | \$ 5.400 | -13,86% | -30,28% | 80.812 | 0,36% | 61,79% |
| Fiduprevisora | \$4.906 | -8,29% | -12,88% | 1.773 | -0,34% | -5,34% |
| Promedio | | -7,04% | -5,89% | | -3,27% | 15,92% |

Cifras por Administradora | Septiembre 2021

| | Activos Bajo Administración | | | Inversionistas | | |
|------------------------------|-----------------------------|---------|---------|----------------|---------|---------|
| | Total (MM) | Var 1M | Var 1Y | Total (Nº) | Var 1M | Var 1Y |
| BTG Pactual | \$4.254 | -0,08% | -10,42% | 9.969 | -0,92% | -4,01% |
| Fiduciaria Corficolombiana | \$3.404 | -5,27% | 2,49% | 5.198 | -0,33% | -6,75% |
| Fiduoccidente | \$3.304 | -5,72% | -22,99% | 12.964 | 1,11% | 8,72% |
| Skandia Fiduciaria | \$1.427 | -3,30% | -0,58% | 6.394 | -0,33% | 2,16% |
| Itaú Fiduciaria | \$1.232 | -6,55% | -23,78% | 15.788 | -0,40% | -0,35% |
| Credicorp Capital Fiduciaria | \$1.049 | -5,83% | 14,31% | 18.772 | 2,16% | 74,19% |
| Fiduciaria Colpatria | \$844 | 1,77% | -25,40% | 3.965 | 0,48% | 5,96% |
| Fidupopular | \$685 | -24,96% | 7,35% | 2.587 | -43,96% | 0,82% |
| Fiduciaria Colmena | \$665 | 6,49% | 0,04% | 71.245 | 1,52% | 10,54% |
| Fiduagraria | \$442 | -24,15% | -41,90% | 1.467 | 5,09% | 34,59% |
| Acciones y Valores | \$334 | -9,77% | -7,12% | 119.412 | 2,45% | 175,89% |
| Promedio | | -7,04% | -5,89% | | -3,27% | 15,92% |

Rentabilidad por Categoría | Septiembre 2021 Mensual (Público General)

| | Menor | Promedio | Mayor |
|---------------------------------------|--------|----------|--------|
| Fondo Accionario Internacional | -3,45% | -3,15% | -2,90% |
| Fondo Accionario Nacional | 2,83% | 3,09% | 3,32% |
| Fondo Balanceado Menor Riesgo | -0,18% | -0,09% | -0,01% |
| Fondo Balanceado Mayor Riesgo | -0,95% | 0,94% | 2,50% |
| Fondo Balanceado Moderado | -1,37% | -1,37% | -1,37% |
| Fondo de Activo de Crédito | 0,26% | 0,35% | 0,51% |
| Fondo de Alto Rendimiento Nacional | -0,47% | -0,18% | 0,02% |
| Fondo de Renta Fija Nacional EP | -0,08% | 0,02% | 0,10% |
| Fondo de Renta Fija Pesos de Liquidez | -0,03% | 0,05% | 0,12% |
| Fondo de Renta Fija Pesos CP | -0,09% | -0,02% | 0,10% |
| Fondo de Renta Fija Pesos MP | -0,23% | -0,06% | 0,13% |
| Fondo de Renta Fija Pesos LP | -1,35% | -0,92% | -0,67% |
| Fondo de Renta Fija Internacional | -1,06% | -0,09% | 0,93% |
| Inmobiliario de Desarrollo Nacional | 0,08% | 0,46% | 0,64% |
| Inmobiliario de Renta Nacional | -1,26% | -0,05% | 0,63% |

Rentabilidad por Categoría | Septiembre 2021 Anual (Público General)

| | Menor | Promedio | Mayor |
|---------------------------------------|--------|----------|--------|
| Fondo Accionario Internacional | 3,86% | 15,47% | 25,27% |
| Fondo Accionario Nacional | 16,11% | 19,15% | 20,81% |
| Fondo Balanceado Menor Riesgo | 13,84% | 15,87% | 17,90% |
| Fondo Balanceado Mayor Riesgo | 2,83% | 4,03% | 5,22% |
| Fondo Balanceado Moderado | 5,53% | 5,53% | 5,53% |
| Fondo de Activo de Crédito | -2,00% | 5,05% | 7,44% |
| Fondo de Alto Rendimiento Nacional | 0,62% | 1,15% | 1,68% |
| Fondo de Renta Fija Nacional EP | -0,44% | 0,53% | 1,21% |
| Fondo de Renta Fija Pesos de Liquidez | 0,02% | 0,78% | 1,16% |
| Fondo de Renta Fija Pesos CP | -0,55% | 0,70% | 1,77% |
| Fondo de Renta Fija Pesos MP | -1,11% | 0,56% | 1,44% |
| Fondo de Renta Fija Pesos LP | -2,40% | -1,86% | -1,21% |
| Fondo de Renta Fija Internacional | -1,43% | 1,39% | 4,68% |
| Inmobiliario de Desarrollo Nacional | 4,07% | 5,80% | 6,67% |
| Inmobiliario de Renta Nacional | -8,67% | 1,26% | 6,42% |

Gracias

Más información:

soporte@lvaindices.com

(1) 325-1142

